


SWITCHING CONTROL UNIT TYPE ATS-100



Three-phase voltmetric control. Minimum voltage and phase sequence of the mains and of the generator

Manual start/stop buttons

Buttons for diverting the mains or the generator to the power users

Connections with four wires between the control unit of the generating set and the switchboard

Mains and generator presence warning lights

Switching done warning lights

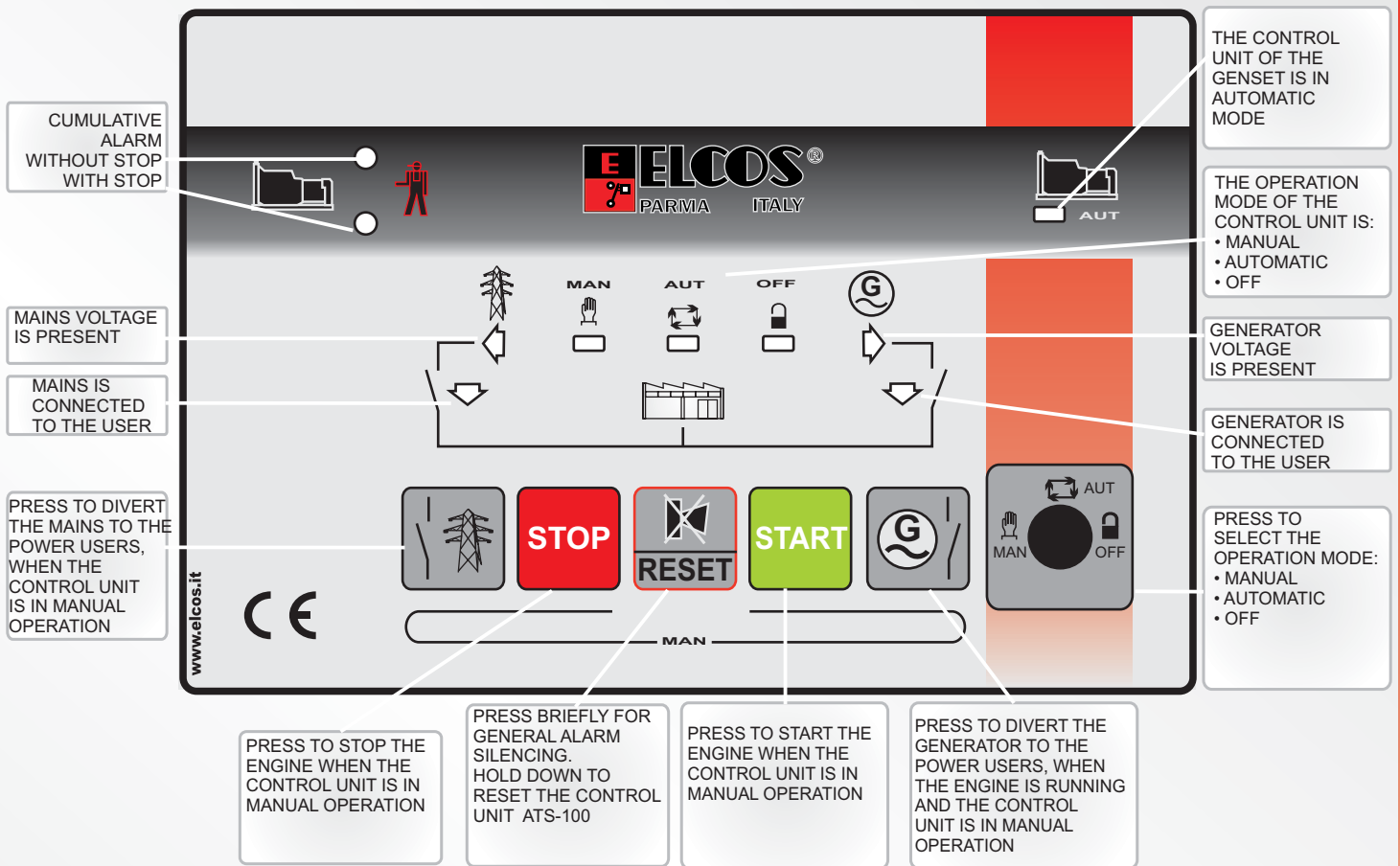


Made for preparing switchboards (contactors or motor-driven switches). Anomaly indications of the genset with flash code.

Compatible with the control unit fitted on the generating set:

Type **CAM-110** or
Type **CAM-120**

BRIEF INSTRUCTIONS



TECHNICAL DATA

- Battery power supply

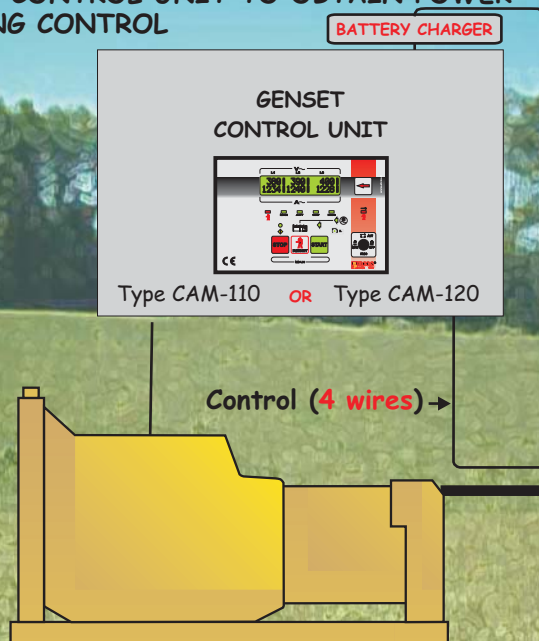
9 ÷ 32 VDC

- Degree of protection

- FRONT IP64
- REAR IP00

- Dimensions (LxHxP) mm 157 x109 x 114

CONTROL UNIT FOR MANUAL GENERATING SET. THIS HAS PROVISION FOR AUTOMATIC OPERATION. POSSIBILITY OF COMBINATION WITH ATS - 100 OR ATS - 200 CONTROL UNIT TO OBTAIN POWER SWITCHING CONTROL



CONTROL PANEL WITH POWER SWITCHING (Contactors or motor-driven switches)

